



# music will™

JAM CARDS™

[musicwill.org](http://musicwill.org)

v 1.0



# USING JAM CARDS™

JAM the card behind the keys of your piano/keyboard.

Line up the **ROOT** with any note for the desired chord or scale.

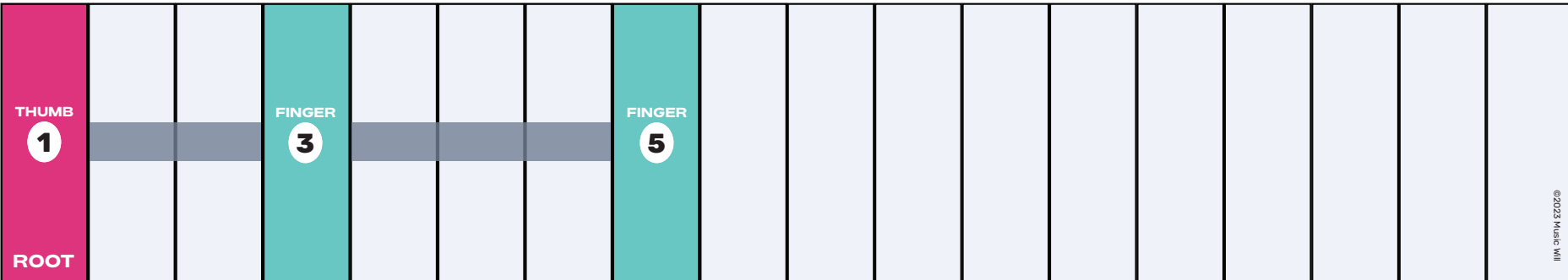
The teal stripes will show you what other chords to play.

For corresponding keyboard curriculum please visit: [jamzone.musicwill.org](http://jamzone.musicwill.org)



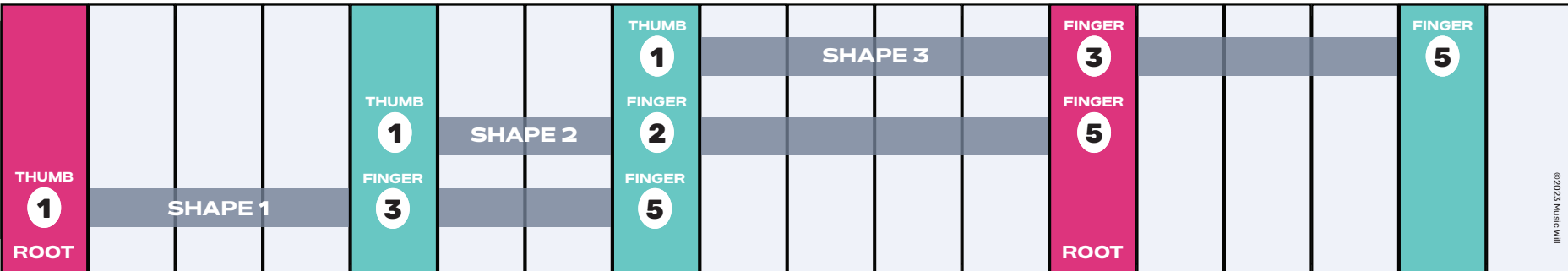
# CHORDS: Minor

This minor chord shape is the same as the major chord shape except for the middle note. The **ROOT** gives the chord its name.



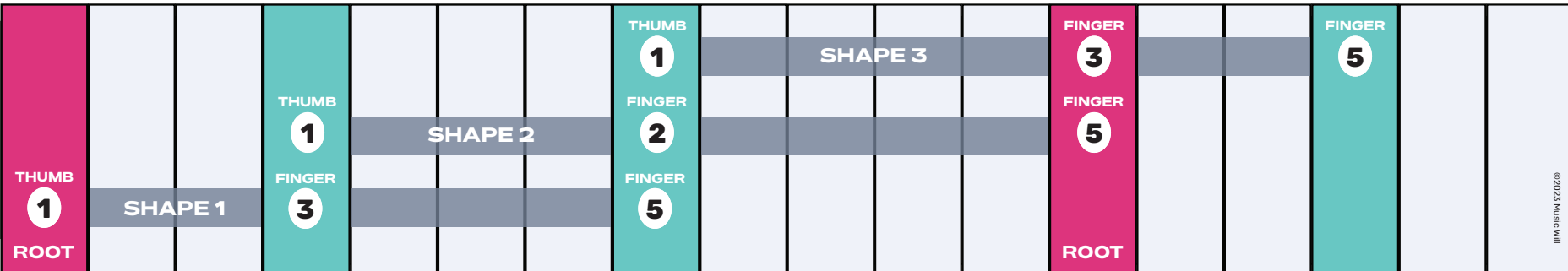
# CHORDS: Major in 3 Ways

All major chords have three shapes and each major chord can be played three ways. Knowing the three shapes makes changing chords easier. The **ROOT** still gives the chord its name, no matter where it appears in the shape.



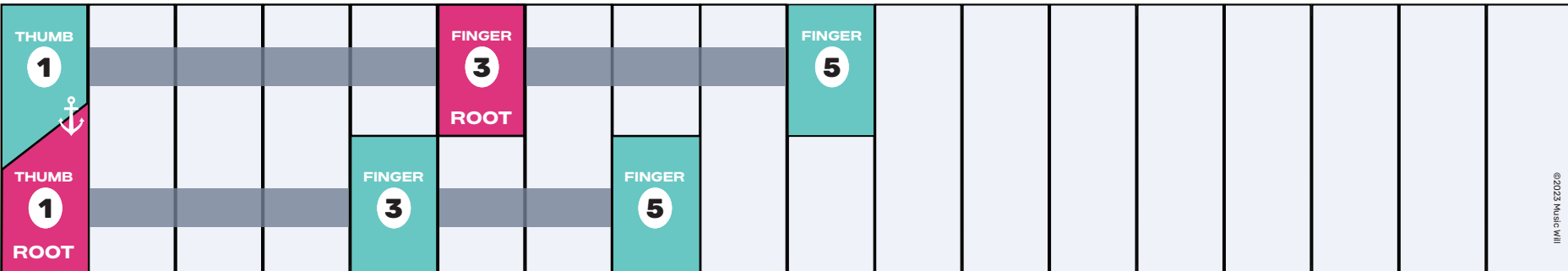
# CHORDS: Minor in 3 Ways

All minor chords have three shapes and each minor chord can be played three ways. Knowing the three shapes makes changing chords easier. The **ROOT** still gives the chord its name, no matter where it appears in the shape.



# CHANGING CHORDS


Changing chords is easier when you know and use the three different chord shapes from Jam Card #2. If you put the first **ROOT** stripe (the one on the left) on "C" and you move between the bottom shape and the top shape, you will be playing "C" major to "F" major.



# CHANGING CHORDS

Play the top chord shape first, then the bottom one. Notice how your finger stays on the color stripe with the picture of an anchor for both chords. This makes changing chords easier. The **ROOT** gives each chord its name.



	THUMB <b>1</b> ROOT			FINGER <b>3</b>		FINGER <b>5</b> 												
THUMB <b>1</b>		FINGER <b>3</b>				FINGER <b>5</b> ROOT												



# SCALES: Major Pentatonic

Scales are played one color stripe at a time. You can use scales to make up little patterns or melodies. Musicians call this “soloing” or “improvising.” The **ROOT** gives the scale its name.



ROOT												ROOT					
------	--	--	--	--	--	--	--	--	--	--	--	------	--	--	--	--	--

## SCALES: Minor Pentatonic

Scales are played one color stripe at a time. You can use scales to make up little patterns or melodies. Musicians call this “soloing” or “improvising.” The **ROOT** gives the scale its name.



ROOT												ROOT					
------	--	--	--	--	--	--	--	--	--	--	--	------	--	--	--	--	--



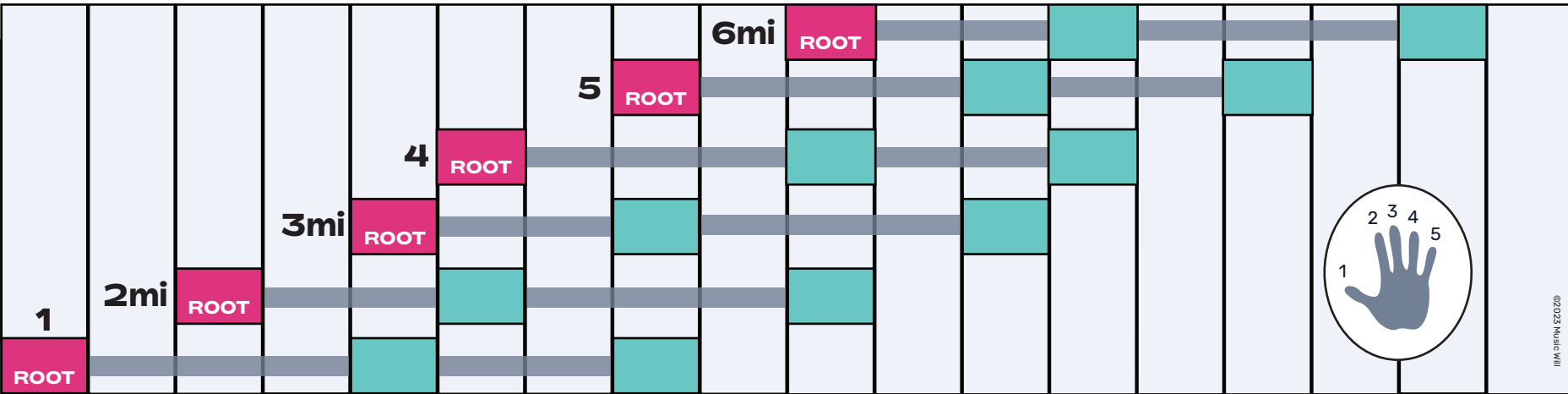
# SCALES: Blues

Scales are played one color stripe at a time. This scale is like the Minor Pentatonic scale on Jam Card #3 but it has one more extra stripe called the blue note. The **ROOT** gives the scale its name.



ROOT						BLUE NOTE						ROOT					
------	--	--	--	--	--	--------------	--	--	--	--	--	------	--	--	--	--	--

# THE SCALE CHORDS



## SIX CHORDS THAT ROCK

The other side of this Jam Card™ has 6 chords that sound great together in any order. Here are pictures of what those 6 chords look like if you put the first **ROOT** stripe (the one on the far left) on "C."

### C



### Dmi



### E mi



### F



### G

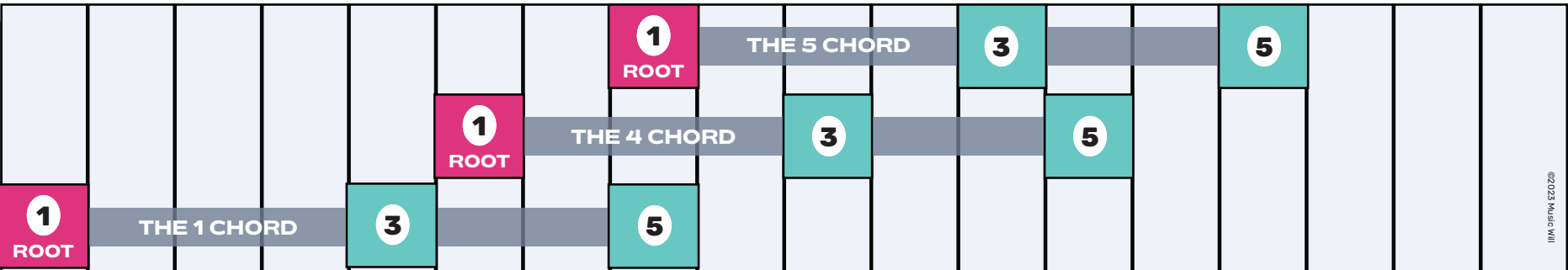


### A mi



# PROGRESSION: 1, 4, 5

These three chords are all major and have been the three most often used chords in Pop Music for decades.







Laminate this card so that you can write on it with a dry erase marker!



--	--	--	--	--	--	--	--	--	--	--	--	--	--	--	--	--	--	--	--

# SHORTCUT: 1, 4, 5, 6

Here is a shortcut for playing four chords that are used in 1000s of popular songs in all genres of music! The most popular order is "1, 5, 6, 4" but try out all combinations! The "6" chord is minor and the others are major.



	<b>1</b>	THE 6 CHORD	<b>2</b>				ROOT <b>5</b>										
<b>1</b>	THE 5 CHORD	<b>2</b>					ROOT <b>5</b>										
	<b>1</b>	THE 4 CHORD			ROOT <b>3</b>			<b>5</b>									
	ROOT <b>1</b>	THE 1 CHORD	<b>3</b>				<b>5</b>										



music  
will™

JAM CARDS™